

ә ә ә ә ә ә ә ә

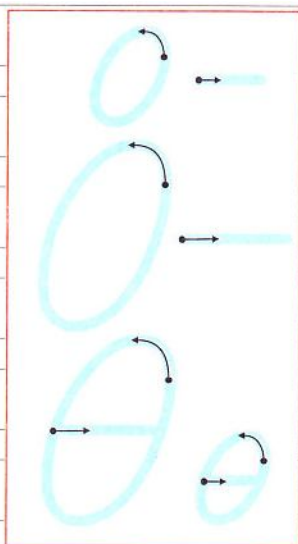
ә ә ә ә ә ә ә ә

ә ә ә ә

ә ә ә ә

сй сй сй сй сй сй

рам рам рам рам рам



o o o o o o o o o


o o o o o o o o o

ou ou ou ou ou ou ou

ou ou ou

ou ou ou

ou ou ou ou




ч ч ч ч ч ч ч ч
чу чу чу чу чу чу чу чу

ч ч ч ч
чу чу чу чу

чу чу чу чу


чрез чрез чрез чрез



Һ Һ Һ Һ Һ Һ Һ Һ Һ

Һ Һ Һ Һ

Һә Һәл Һәл Һәл Һәл Һәә



k k k k k k k

K K K K K K K


k k k k

K K K K

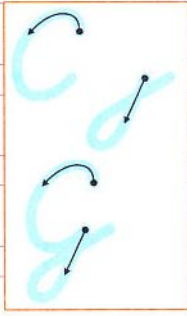
kk kk kk kk kk

KK KK KK

kap kap kua kua kua



Handwriting practice section for the cursive letters 'u', 'y', 'o', and 'z'. It consists of several rows of horizontal lines. The first row shows the letter 'u' repeated ten times. The second row shows 'y' repeated ten times. The third row shows 'o' repeated four times. The fourth row shows 'z' repeated three times. The fifth row shows the letters 'u', 'y', 'o', and 'z' each written once. The sixth row shows the letters 'u', 'y', 'u', 'z' written once. The remaining rows are empty for practice.




Ғ Ғ Ғ Ғ Ғ Ғ Ғ Ғ Ғ Ғ Ғ

Ғ Ғ Ғ Ғ

аҒ әҒ Ға Ғә аҒа әҒә Ғаа әҒә Ғәә

Ғаға кыҒа аҒға иҒға ҒеҒе ҒеҒе



h h h h h h h

H H H H H H H

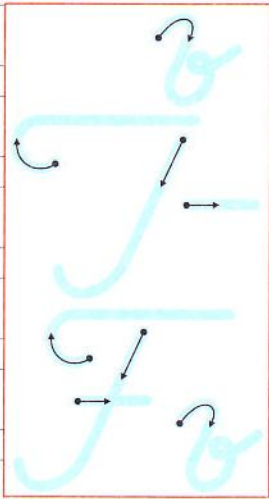
h h h h

H H H H

hh hh hh

sh sh sh sh yh yh

hass hass hogs ham



ƒ ƒ ƒ ƒ ƒ ƒ ƒ ƒ ƒ ƒ

F F F F F F F F

ƒ ƒ ƒ ƒ

F F F F

F ƒ